



## Results from Baseline Outlet Surveys in Five Countries

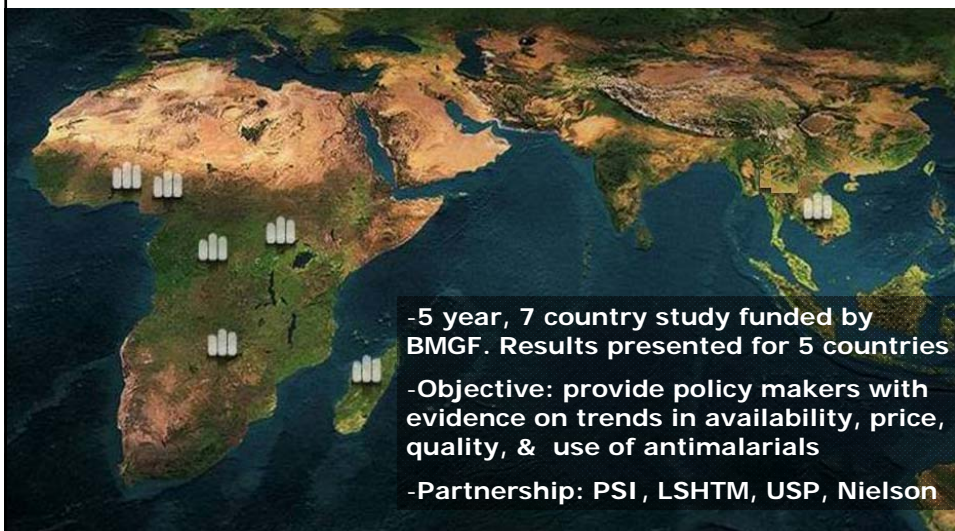
16<sup>th</sup> RBM Partnership Board Meeting,  
May 13<sup>th</sup> 2009

Dr. Desmond Chavasse & Dr. Kate O'Connell,  
on behalf of the *ACTwatch* Group

[www.actwatch.info](http://www.actwatch.info)



## What is *ACTwatch*?



- 5 year, 7 country study funded by BMGF. Results presented for 5 countries
- Objective: provide policy makers with evidence on trends in availability, price, quality, & use of antimalarials
- Partnership: PSI, LSHTM, USP, Nielson



## The Research Studies



**Outlet Survey (PSI):** What are the trends in the availability, volumes and price of antimalarials in the public, private & informal sectors?



**Supply Chain Research (LSHTM):** What are the determinants of the price and availability of antimalarials at different levels of the supply chain?



**Antimalarial Drug Quality (USP):** What is the quality and composition of ACTs?



**Household Survey (PSI):** What are the trends in the levels of use of different antimalarials. What are the determinants of use?



## Outlet Survey Study Design

- 19 Sub-districts were randomly selected per stratum within each country
- A census was taken of all outlets (public, private & informal) with the potential to sell antimalarials
- Over sampling of public health facilities and Part 1 pharmacies
- Audit sheet and provider questionnaire administered at each outlet

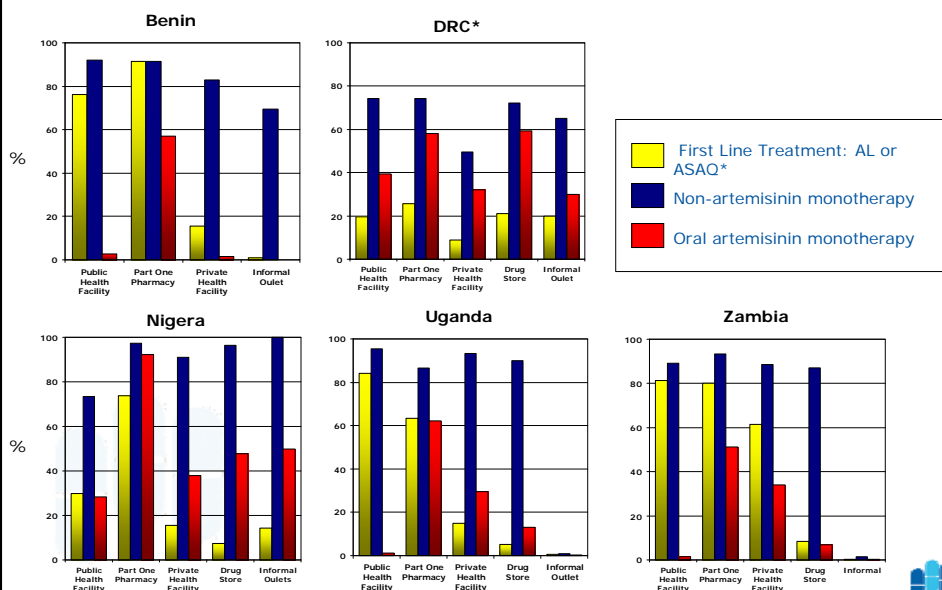


## Results across 5 Countries

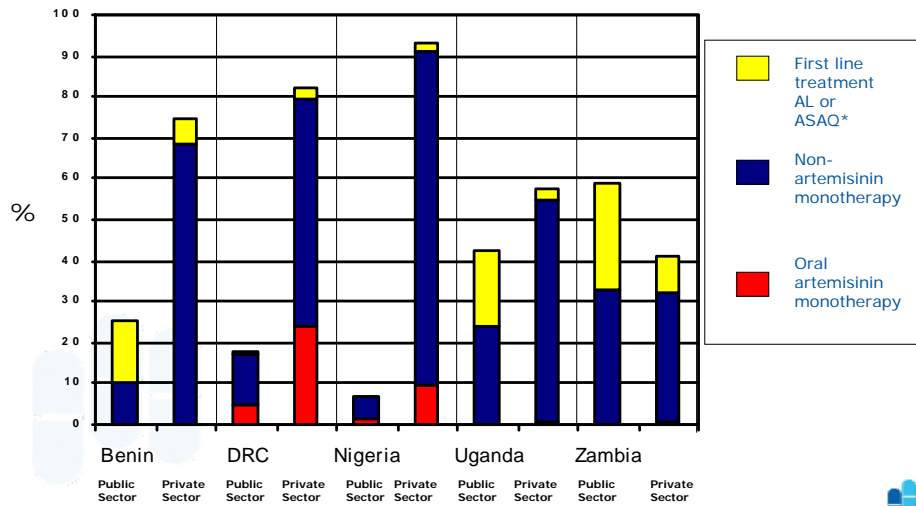
- **N=6,743** outlets were found through the census, and information recorded on **N=19,075** discrete antimalarial treatments.
- Information on generic name (INN), brand name, formulation, strength, price, amount in stock, expiry date, & volume sold in the last week was recorded for all antimalarials found.



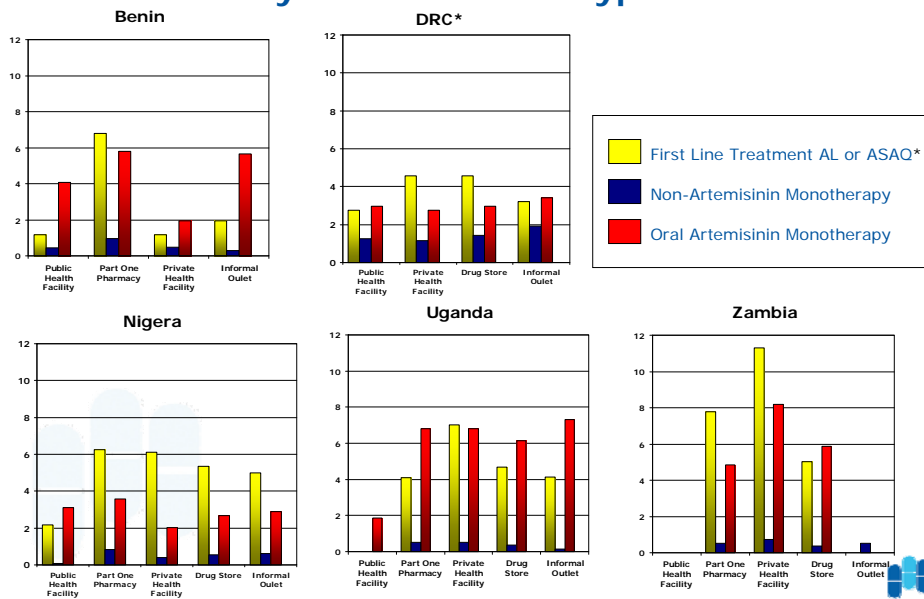
## Availability of Antimalarials by Class & Outlet Type



## Relative Volumes of Full Course Adult Treatment by Class & Sector



## Median Price of Full Course Adult Treatment (US\$) by Class & Outlet Type




## Other Information Gathered:

- Provider knowledge and perceptions
- Stock out rates
- Expired antimalarials
- Source and frequency of resupply
- Provider Behaviour



## Timelines for Results Reports

	2009				2010				2011				2012				2013			
	Q1	Q2	Q3	Q4	Q1	Q2	Q3	Q4	Q1	Q2	Q3	Q4	Q1	Q2	Q3	Q4	Q1	Q2	Q3	Q4
Outlet Survey		■		■	■	■	■	■	■	■	■	■	■	■	■	■	■	■	■	■
Supply Chain			■	■	■	■		■	■	■										
Household Survey		■	■	■									■	■	■					
Drug Quality					■	■	■		■	■	■		■	■	■					



[www.actwatch.info](http://www.actwatch.info)

