

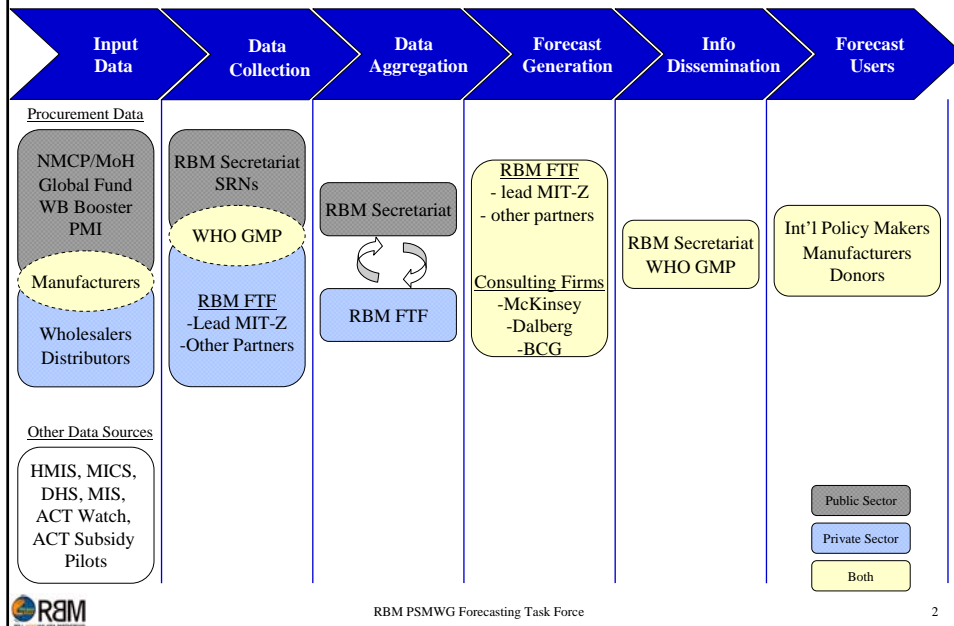
Forecasting Task Force  
Procurement and Supply Management Working Group

Roll Back Malaria Partnership

Status Update on Forecasting Activities  
May 13, 2009



**ACT Demand Forecasting Process Overview**

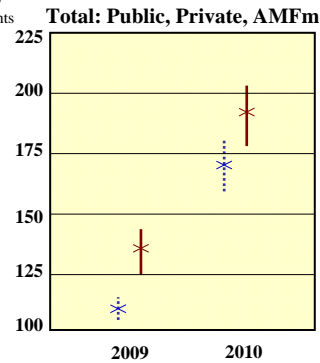
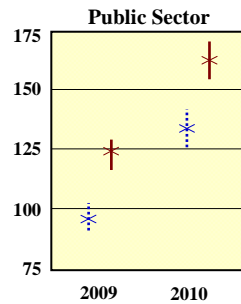
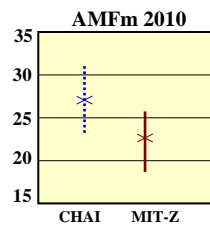


## Comparison of ACT Demand Forecast Ranges for 2009/2010

	CHAI		MIT-Z*	
	2009	2010	2009	2010
Public Sector	92 – 102	125 – 141	120 – 133	155 – 171
Private AMFm	–	23 – 31	–	19 – 26
Private Unsubsidized	14	10 – 8	6 – 11	4 – 7
<b>Total</b>	<b>106 - 116</b>	<b>158 - 180</b>	<b>126 - 144</b>	<b>178 - 204</b>

\*Forecast does not include estimates for India, Myanmar, Somalia, Afghanistan as mono therapy and non eligible ACT's not included - unit = millions of treatments

CHAI .....  
MIT-Z ———



RBM PSMWG Forecasting Task Force

3

## Forecasting Next Steps

- Continue working with AMFm technical assistance partners to obtain private sector forecasting data inputs in phase 1 countries.
- Work with SRNs and phase 1 countries to better understand how AMFm will shift public sector procurement.
- Secure funding for country visits to conduct in-depth interviews with private sector stakeholders in order to develop country (or cluster) specific uptake curves.
- Use new data from ACT Watch to revise estimates of private sector ACT volumes.
- Conduct interviews with procurement staff from GFATM, PMI, and the WB booster program to validate estimates.



RBM PSMWG Forecasting Task Force

4