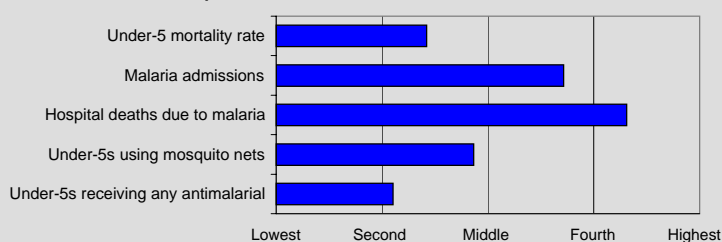


Senegal

General indicators	Source	2001
Population (thousands)	UNPOP	9662
Population growth rate (%)	UNPOP	2.5
Infant mortality rate (per 1000)	UNICEF	79
Under-5 mortality rate (per 1000)	UNICEF	138
Crude birth rate (per 1000)	UNPOP	37.6
Pop. at endemic (epidemic) risk (%)	MARA ¹	100 (0)

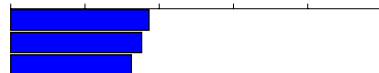
Proportional rank for select indicators



Malaria morbidity and mortality

Hospital deaths due to malaria	34	34	37
Malaria admissions	31	31	35
Malaria outpatient attendance	30	32	32
Outpatient malaria cases (per 1000)	106	125	119
Inpatient malaria cases (per 1000)	2	4	3

0% 20% 40% 60% 80% 100%




Source

Source	1998	1999	2000	2001
MoH	34	34	37	
MoH	31	31	35	
MoH	30	32	32	
MoH	106	125	119	
MoH	2	4	3	

Mosquito nets and ITNs

Households with mosquito nets				
Under-5s using mosquito nets			15	
Households with ITNs				
Under-5s using ITNs				2

0% 20% 40% 60% 80% 100%



Source

Source	1998	1999	2000	2001
MICS			15	
MICS				2

Antimalarial treatment

Under-5s receiving any antimalarial			36	
Under-5s receiving chloroquine			36	
Under-5s receiving any antimalarial <24 h				

0% 20% 40% 60% 80% 100%




Source

Source	1998	1999	2000	2001
MICS			36	
MICS			36	

Attending health facility

Under-5s receiving any antimalarial			23	
Under-5s receiving chloroquine			20	

0% 20% 40% 60% 80% 100%




Source

Source	1998	1999	2000	2001
MICS			23	
MICS			20	

Malaria in pregnancy

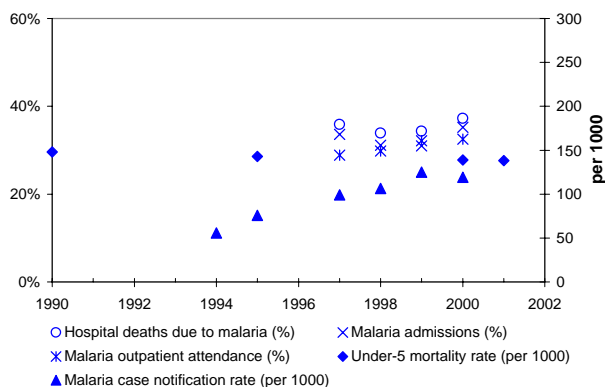
PW receiving ANC at least once				79
PW attending ANC at least twice				
PW receiving IPT at least once				
PW receiving IPT at least twice				
PW using mosquito nets				
PW using ITNs				

0% 20% 40% 60% 80% 100%



Source

Source	1998	1999	2000	2001
MICS			79	



Antimalarial treatment policy

Date adopted:	----	
Uncomplicated	Probable	CQ 25 mg/kg
	Confirmed	CQ 25 mg/kg
Treatment failure		SP
Severe malaria		Quinine 3 times a day, 7 days
Pregnancy	Prevention	CQ weekly

Taxes and tariffs on insecticide-treated nets

		Date
Import tariff - nets	21%	2000
VAT - nets	21%	2000

Notes

For an explanation of indicators, ranks, and other information, see the Country Profile Overview.

Sources listed reflect most recent value.

Case notification rate is based on number of reported outpatient cases.

Nationally representative surveys (MICS and DHS) are used for reporting intervention coverage estimates for 1) mosquito net and ITN possession and use and 2) antimalarial treatment.

¹ Population at risk is determined from modelling retrospective climate data and population projections. Percentage of population at risk does not vary by year.