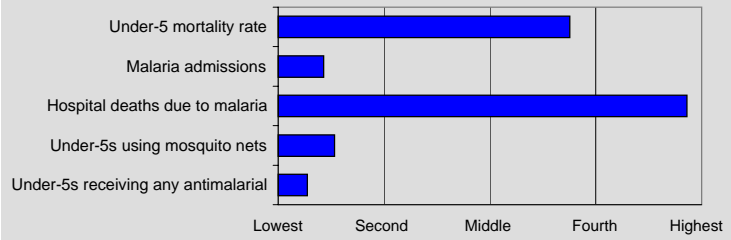


Rwanda

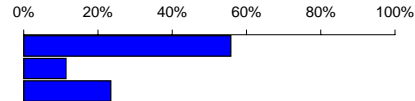
General indicators	Source	2001
Population (thousands)	UNPOP	7949
Population growth rate (%)	UNPOP	2.1
Infant mortality rate (per 1000)	UNICEF	96
Under-5 mortality rate (per 1000)	UNICEF	183
Crude birth rate (per 1000)	UNPOP	42.1
Pop. at endemic (epidemic) risk (%)	MARA ¹	53 (14)

Proportional rank for select indicators



Malaria morbidity and mortality

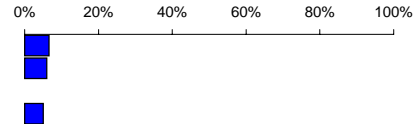
Hospital deaths due to malaria	58	56	56
Malaria admissions	21	15	11
Malaria outpatient attendance	34	25	23
Outpatient malaria cases (per 1000)	221	142	110
Inpatient malaria cases (per 1000)	8	4	3



Source	1998	1999	2000	2001
MoH	58	56	56	
MoH	21	15	11	
MoH	34	25	23	
MoH	221	142	110	
MoH	8	4	3	

Mosquito nets and ITNs

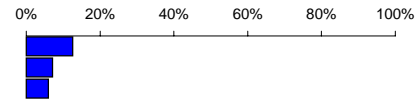
Households with mosquito nets	7
Under-5s using mosquito nets	6
Households with ITNs	
Under-5s using ITNs	5



Source	1998	1999	2000	2001
DHS				7
MICS				6
MICS				5

Antimalarial treatment

Under-5s receiving any antimalarial	13
Under-5s receiving chloroquine	7
Under-5s receiving any antimalarial <24 h	6



Source	1998	1999	2000	2001
MICS				13
MICS				7
DHS				6

Attending health facility

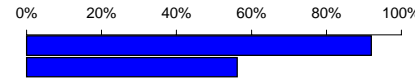
Under-5s receiving any antimalarial	8
Under-5s receiving chloroquine	4



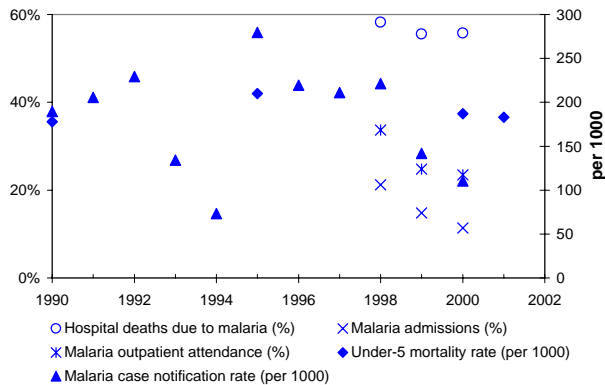
Source	1998	1999	2000	2001
MICS				8
MICS				4

Malaria in pregnancy

PW receiving ANC at least once	92
PW attending ANC at least twice	56
PW receiving IPT at least once	
PW receiving IPT at least twice	
PW using mosquito nets	
PW using ITNs	



Source	1998	1999	2000	2001
DHS				92
DHS				56



Antimalarial treatment policy

Date adopted:	2000
Uncomplicated	Probable AQ + SP Confirmed AQ + SP
Treatment failure	Quinine 3 times a day, 7 days
Severe malaria	Quinine 3 times a day, 7 days
Pregnancy	Prevention CQ weekly

Taxes and tariffs on insecticide-treated nets

Import tariff - nets	Date
VAT - nets	

Notes

For an explanation of indicators, ranks, and other information, see the Country Profile Overview.

Sources listed reflect most recent value.

Case notification rate is based on number of reported outpatient cases.

Nationally representative surveys (MICS and DHS) are used for reporting intervention coverage estimates for 1) mosquito net and ITN possession and use and 2) antimalarial treatment.

¹ Population at risk is determined from modelling retrospective climate data and population projections. Percentage of population at risk does not vary by year.