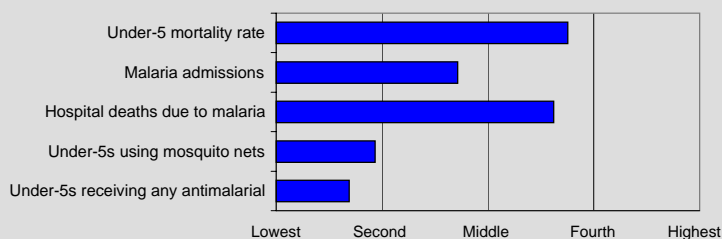


Malawi

General indicators	Source	2001
Population (thousands)	UNPOP	11572
Population growth rate (%)	UNPOP	1.8
Infant mortality rate (per 1000)	UNICEF	114
Under-5 mortality rate (per 1000)	UNICEF	183
Crude birth rate (per 1000)	UNPOP	44.9
Pop. at endemic (epidemic) risk (%)	MARA ¹	97 (3)

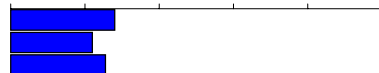
Proportional rank for select indicators



Malaria morbidity and mortality

Indicator	Source	1998	1999	2000	2001
Hospital deaths due to malaria	MoH	19			28
Malaria admissions	MoH				22
Malaria outpatient attendance	MoH	50	40		26
Outpatient malaria cases (per 1000)	MoH			259	201
Inpatient malaria cases (per 1000)	MoH			3	


0% 20% 40% 60% 80% 100%



Mosquito nets and ITNs

Indicator	Source	1998	1999	2000	2001
Households with mosquito nets	DHS			13	
Under-5s using mosquito nets	DHS			8	
Households with ITNs	DHS			5	
Under-5s using ITNs	DHS			3	

0% 20% 40% 60% 80% 100%



Antimalarial treatment

Indicator	Source	1998	1999	2000	2001
Under-5s receiving any antimalarial	DHS			27	
Under-5s receiving chloroquine	DHS			1	
Under-5s receiving any antimalarial <24 h	DHS			22	

0% 20% 40% 60% 80% 100%



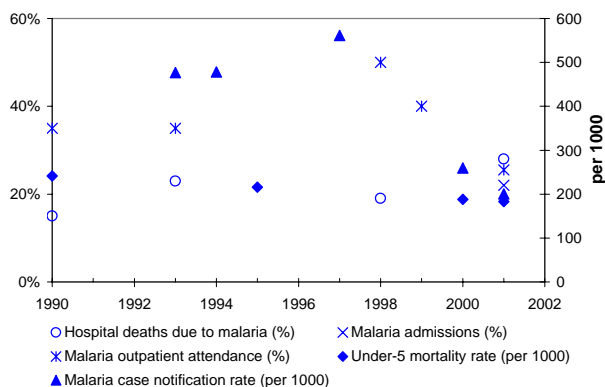
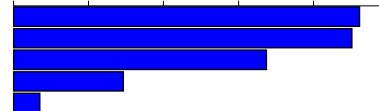
Attending health facility

Under-5s receiving any antimalarial
Under-5s receiving chloroquine

Malaria in pregnancy

Indicator	Source	1998	1999	2000	2001
PW receiving ANC at least once	DHS			92	
PW attending ANC at least twice	DHS			90	
PW receiving IPT at least once	DHS			68	
PW receiving IPT at least twice	DHS			29	
PW using mosquito nets	DHS			7	
PW using ITNs	DHS				

0% 20% 40% 60% 80% 100%



Antimalarial treatment policy

Date adopted:	1993
Uncomplicated	Probable SP
Treatment failure	Confirmed SP
Severe malaria	Quinine 3 times a day, 7 days
Pregnancy	Prevention SP - IPT

Taxes and tariffs on insecticide-treated nets

Indicator	Rate	Date
Import tariff - nets	20%	2001
VAT - nets	20%	2001

Notes

For an explanation of indicators, ranks, and other information, see the Country Profile Overview. Sources listed reflect most recent value.

Case notification rate is based on number of reported outpatient cases.

Nationally representative surveys (MICS and DHS) are used for reporting intervention coverage estimates for 1) mosquito net and ITN possession and use and 2) antimalarial treatment.

¹ Population at risk is determined from modelling retrospective climate data and population projections. Percentage of population at risk does not vary by year.