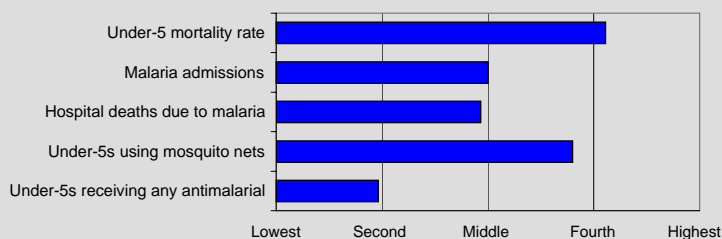


Chad

General indicators	Source	2001
Population (thousands)	UNPOP	8135
Population growth rate (%)	UNPOP	3.1
Infant mortality rate (per 1000)	UNICEF	117
Under-5 mortality rate (per 1000)	UNICEF	200
Crude birth rate (per 1000)	UNPOP	48.5
Pop. at endemic (epidemic) risk (%)	MARA ¹	96 (4)

Proportional rank for select indicators



Malaria morbidity and mortality

Hospital deaths due to malaria	23
Malaria admissions	26
Malaria outpatient attendance	22
Outpatient malaria cases (per 1000)	53
Inpatient malaria cases (per 1000)	2
	47

0% 20% 40% 60% 80% 100%



Source	1998	1999	2000	2001
MoH			23	
MoH			26	
MoH			22	
MoH	53	2	47	

Mosquito nets and ITNs

Households with mosquito nets	
Under-5s using mosquito nets	27
Households with ITNs	
Under-5s using ITNs	1

0% 20% 40% 60% 80% 100%

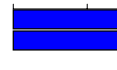


Source	1998	1999	2000	2001
MICS			27	
MICS			1	

Antimalarial treatment

Under-5s receiving any antimalarial	32
Under-5s receiving chloroquine	31
Under-5s receiving any antimalarial <24 h	

0% 20% 40% 60% 80% 100%



Source	1998	1999	2000	2001
MICS			32	
MICS			31	

Attending health facility

Under-5s receiving any antimalarial	12
Under-5s receiving chloroquine	12

0% 20% 40% 60% 80% 100%



Source	1998	1999	2000	2001
MICS			12	
MICS			12	

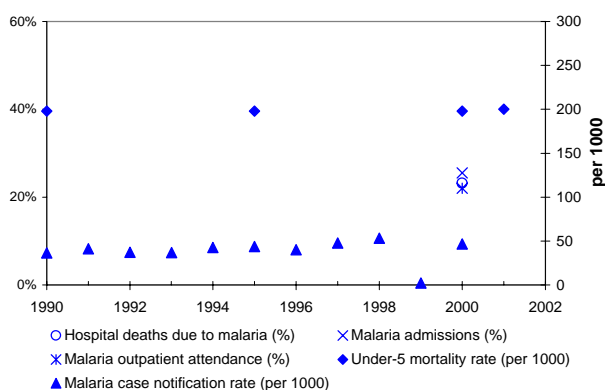
Malaria in pregnancy

PW receiving ANC at least once	
PW attending ANC at least twice	
PW receiving IPT at least once	
PW receiving IPT at least twice	
PW using mosquito nets	42
PW using ITNs	

0% 20% 40% 60% 80% 100%



Source	1998	1999	2000	2001
MICS			42	



Antimalarial treatment policy

Date adopted: ----

Uncomplicated	Probable	CQ 25 mg/kg
	Confirmed	CQ 25 mg/kg
Treatment failure		SP
Severe malaria		Quinine 3 times a day, 7 days
Pregnancy	Prevention	CQ weekly

Taxes and tariffs on insecticide-treated nets

Import tariff - nets
VAT - nets

Date

Notes

For an explanation of indicators, ranks, and other information, see the Country Profile Overview.

Sources listed reflect most recent value.

Case notification rate is based on number of reported outpatient cases.

Nationally representative surveys (MICS and DHS) are used for reporting intervention coverage estimates for 1) mosquito net and ITN possession and use and 2) antimalarial treatment.

¹ Population at risk is determined from modelling retrospective climate data and population projections. Percentage of population at risk does not vary by year.