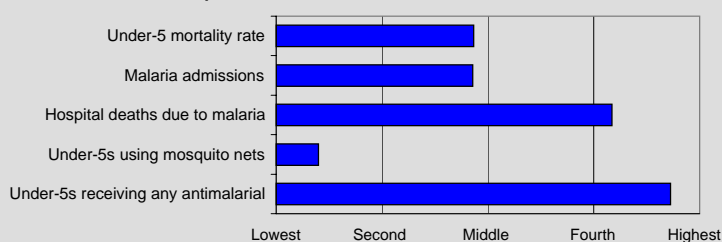


Cameroon

General indicators	Source	2001
Population (thousands)	UNPOP	15203
Population growth rate (%)	UNPOP	2.4
Infant mortality rate (per 1000)	UNICEF	96
Under-5 mortality rate (per 1000)	UNICEF	155
Crude birth rate (per 1000)	UNPOP	36.3
Pop. at endemic (epidemic) risk (%)	MARA ¹	94 (4)


Proportional rank for select indicators



Malaria morbidity and mortality

Hospital deaths due to malaria
Malaria admissions
Malaria outpatient attendance

0% 20% 40% 60% 80% 100%



Source 1998 1999 2000 2001


MoH		35			
MoH		23			

Outpatient malaria cases (per 1000)
Inpatient malaria cases (per 1000)

Mosquito nets and ITNs

Households with mosquito nets
Under-5s using mosquito nets
Households with ITNs
Under-5s using ITNs

0% 20% 40% 60% 80% 100%



Source 1998 1999 2000 2001

MICS				11
MICS				11
MICS				1
MICS				1

Antimalarial treatment

Under-5s receiving any antimalarial
Under-5s receiving chloroquine
Under-5s receiving any antimalarial <24 h

0% 20% 40% 60% 80% 100%



Source 1998 1999 2000 2001

MICS				66
MICS				48

Attending health facility

Under-5s receiving any antimalarial
Under-5s receiving chloroquine

0% 20% 40% 60% 80% 100%



Source 1998 1999 2000 2001

MICS				24
MICS				14

Malaria in pregnancy

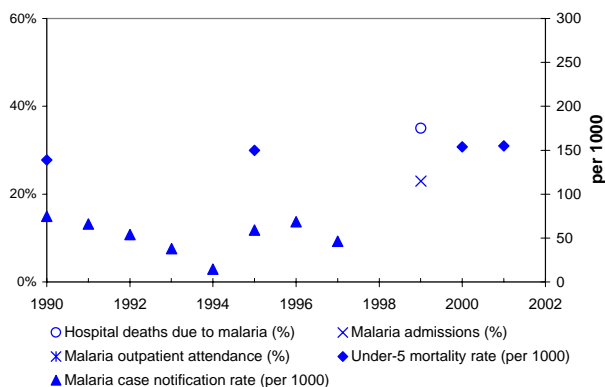
PW receiving ANC at least once
PW attending ANC at least twice
PW receiving IPT at least once
PW receiving IPT at least twice
PW using mosquito nets
PW using ITNs

0% 20% 40% 60% 80% 100%



Source 1998 1999 2000 2001

MICS				75
------	--	--	--	----



Antimalarial treatment policy

Date adopted: ----

Uncomplicated	Probable	AQ
	Confirmed	AQ
Treatment failure		SP
Severe malaria		Quinine 3 times a day, 7 days
Pregnancy	Prevention	CQ weekly

Taxes and tariffs on insecticide-treated nets

		Date
Import tariff - nets	21%	2000
VAT - nets	21%	2000

Notes

For an explanation of indicators, ranks, and other information, see the Country Profile Overview.
Sources listed reflect most recent value.

Case notification rate is based on number of reported outpatient cases.

Nationally representative surveys (MICS and DHS) are used for reporting intervention coverage estimates for 1) mosquito net and ITN possession and use and 2) antimalarial treatment.

¹ Population at risk is determined from modelling retrospective climate data and population projections. Percentage of population at risk does not vary by year.